




ARTIRON



ART *of* STRENGTH

WHEN IT BECOMES CUSTOMARY TO ESTABLISH
YOUR SPACE WITH BEAUTIFUL YET DURABLE
SURFACES, THERE IS ONLY ONE NAME YOU
CAN LOOK ON.

ABOUT US

We are a leading manufacturing company dedicated to providing high-quality products to our customers. With years of experience in the industry, we have become experts in creating innovative solutions that meet the needs of our clients.

Our manufacturing facilities are equipped with the latest technology and equipments, allowing us to produce products efficiently and with precision. We have a team of highly skilled engineers, designers and technicians who work collaboratively to ensure that every product that leaves our facility is of the highest quality.

Customer satisfaction is our top priority. We work closely with our clients to understand their needs and to develop products that exceed their expectations. From inception to delivery, we are committed to providing exceptional service and support.

If you're looking for a reliable manufacturing partner that can deliver exceptional quality, innovative solutions and exceptional service, look no further than our company.



KITCHEN
Worktops | Tables | Doors | Shelves | Cabinets | Trollys



FURNITURE



HEALTHCARE
Wall Lining and Horizontal Surfaces
Lockers | Cabinets | Trollys



BATHROOM
Worktops | Shelves | Cabinets



HOSPITALITY & RESTAURANT TABLES
Counter Tops | Doors | Cubicles | Lockers | Cabinets



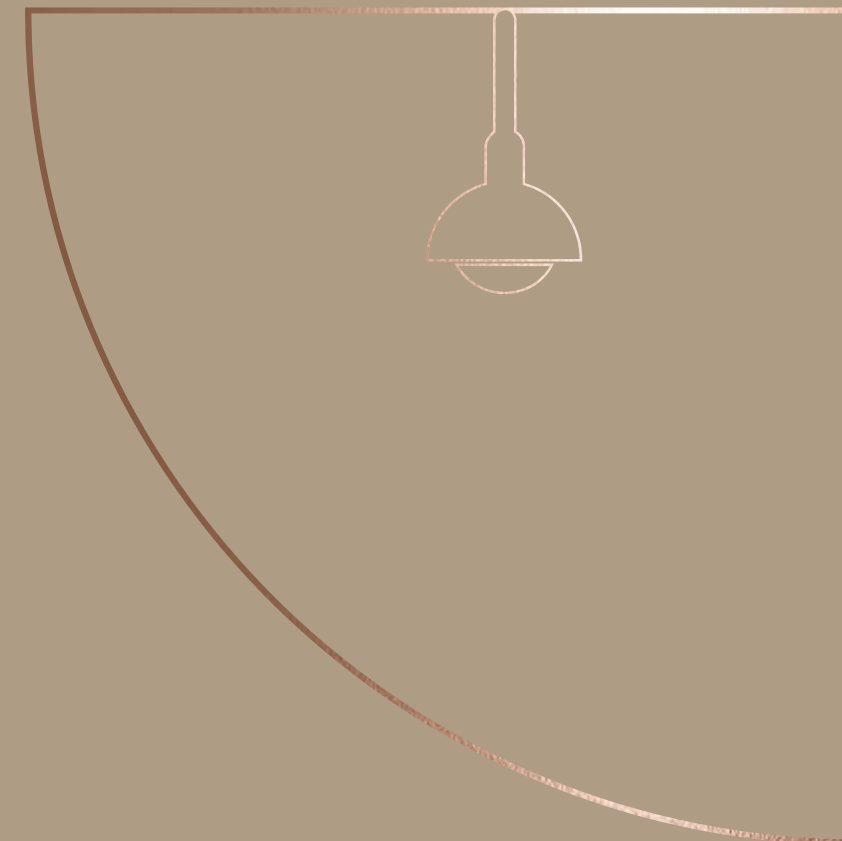
COMMERCIAL



WALL CLADDING & PARTITION

Collection Available in Size : 2440mm x 1220mm
(8 Feet X 4 Feet)

(Thickness : 1.5mm (± 10-15%))




ARTIRON

Laminates that whisper elegance.
Achieve your perfect interior moment
with a range that's naturally stunning!



 **GLOSSY**

 **Orange**
DECORE
THE WORLD OF QUALITY



G-01



G-02



G-03



G-04

ARTIRON




COLORS

That embody Sophistication

Modern yet timeless, our Acrelic possess a blend that entices your senses and spaces!

GLOSSY

Orange
DECORE
THE WORLD OF QUALITY



G-05



G-06



G-07


ARTIRON

GLOSSY

Orange
DECORE
THE WORLD OF QUALITY



G-08



G-09



G-10



A thoughtfully curated array, crafted
to reflect the innate beauty that
envelops our world.

IMPRESSIONS
That impress
And captivate

ARTIRON

GLOSSY

Orange
DECORE
THE WORLD OF QUALITY



G-11




G-12



STYLISH
And sophisticated
In its core

For spaces that look fashionably aesthetic,
you need surfaces that blur the lines between
beauty and craftsmanship!



G-13

ARTIRON


A tale of innovation unfurls,
weaving a narrative of
sculpting extraordinary spaces!

GLOSSY

Orange
DECORE
THE WORLD OF QUALITY



G-14



G-15



G-16



STYLISH
And sophisticated
In its core

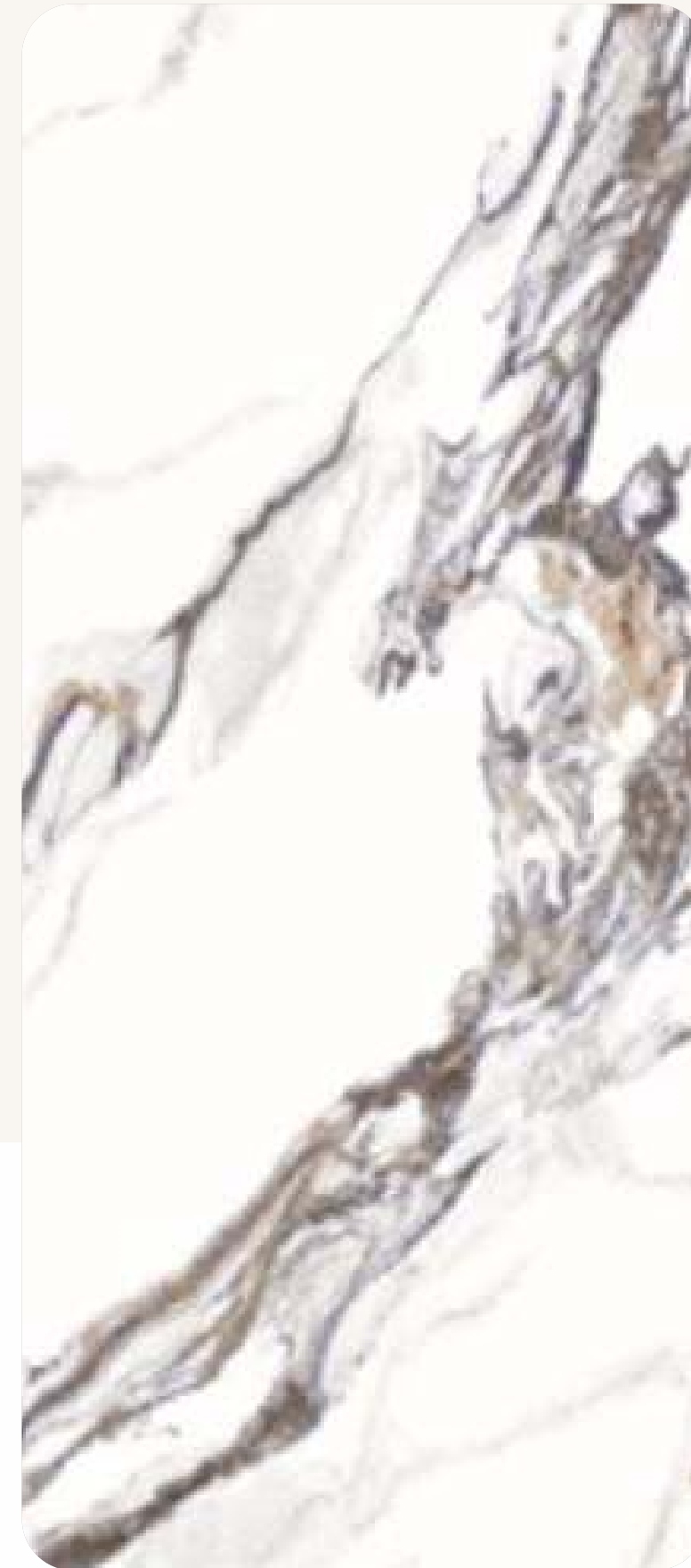
For spaces that look fashionably aesthetic,
you need surfaces that blur the lines between
beauty and craftsmanship!

ARTIRON

A tale of innovation unfurls,
weaving a narrative of
sculpting extraordinary spaces!

DESIGNER


Orange
DECORE
THE WORLD OF QUALITY



D-01



D-03



D-02

ARTIRON

A tale of innovation unfurls,
weaving a narrative of
sculpting extraordinary spaces!

DESIGNER

Orange
DECORE
THE WORLD OF QUALITY



D-04



D05



ARTIRON

A tale of innovation unfurls,
weaving a narrative of
sculpting extraordinary spaces!

DESIGNER

Orange
DECORE
THE WORLD OF QUALITY



D-06



D-07



ARTIRON




MATT



M-01



M-02



M-03



M-04

INFUSING Natural Panache

A surface where art, innovation, and imagination collide spectacularly!



M-05



M-06



M-07



Wonders of aesthetic excitement
derived from nature are here to
soothe your spaces.

CAPTURE
Your
Imagination

TECHNICAL SPECIFICATIONS

PARAMETERS	ACRYLIC LAMINATE	HIGH GLOSS LAMINATE MICA	PU COATING / DUCO PAINT	BACK PAINTED GLASS
Gloss Level	>90	>70	>85	>85
Scratch Proof	6H Antisractch	No	No	No
Color Consistency	Excellent	Not Good	Not Good	Not Good
Orange Peel	No	Yes	Yes	No
UV Resistance	Excellent	Bad	Bad	Bad
Water Resistance	Excellent	Bad	Bad	Excellent
DRY Heat Resistancec	Excellent	Good	Bad	Bad
Volatile Organic Compounds (VOCS)	No	Yes	Yes	Yes

100% SCRATCH PROOF ACRYLIC COLLECTION

6H GRADE | 1.5mm THICKNESS

LIMITED WARRANTY :

Orange products are reasonably free of defects and when properly handled and fabricated will comply, within reasonable deviations to applicable manufacturing specifications. Clients are advised to inspect product thoroughly prior to installation. Orange warranty will not cover defects and non-compliance from otherwise attributable to any other causes, including without limitation:

- Improper handling/transportation / storage of the products.
 - Improper installation and unintended usage of the products.
 - Lack of/or improper maintenance of the products.
 - Exposure of the products to extreme temperatures.
 - Unauthorized alteration to the products.
 - Outdoor applications.
-
- No guarantee and no exchange in any circumstances.
 - There can be colour variation in material from different batches. It is ad

OUR PRODUCT RANGE

- CHARCOAL LOUVERS
- PAINTABLE WALL MOLDING
- ASA SHEETS
- MDF COATED SHEETS
- ADHESIVE
- ACOUSTIC PANEL

FOLLOW INSTRUCTIONS

PLEASE FOLLOW THE INSTALLATION AND MAINTENANCE TIPS :

1. Before purchasing, ensure the product has the Orange Decor sticker to confirm that it is an original Orange product.
2. Upon delivery, check the laminate to ensure it hasn't been damaged during transport or handling before proceeding with installation.
3. Before installation, ensure the substrate (MDF, Plywood, or Particle Board) is of good quality, with a smooth, even surface and consistent thickness.
4. Clean the substrate surface using a cloth, sponge, soft brush, or sandpaper to remove any dust or grease.
5. The laminate can be easily applied using a high-quality acrylic-to-wood adhesive, available in the market.
6. Spread the adhesive evenly on both the Orange laminate and the substrate using a brush, roller, or adhesive spreader.
7. Ensure there is at least a 2mm gap between two pieces of Orange laminate. This will help remove air during the pressing process. Use a soft pinch roller or a standard pressing method, pressing from the center of the panel towards the edges and corners.
8. Apply adequate pressure for 12 to 15 hours to ensure full bonding strength of the Orange Decor Acrylic.
9. Remove the protective film within 7 to 15 days after the installation is complete.

DO'S & DON'T'S :

1. Store the Acrylic at temperatures below 30°C. To avoid cracks and stretch marks, do not store the acrylic sheet in a rolled form.
2. Clean the Acrylic surface with water and a soft, non-abrasive cloth. We recommend using COLIN glass cleaner and a soft microfiber cloth for cleaning.
3. Glossy Acrylic are best suited for vertical applications.
4. Do not use cleaners containing alcohol, solvents, petrol, pinewood, or oil, as these can damage the laminate surface. Additionally, avoid using any cloth other than microfiber.
5. Do not apply thinners to the surface of Orange Decor Acrylic.
6. Do not place hot cookware directly on the Acrylic, as exposure to temperatures above 30°C can damage the surface. This applies to outdoor applications as well.

IMPORTANT INFORMATION :
• AIR BUBBLE FORMATIONS ON LAMINATE :

- Always use the correct adhesive when pasting the laminate to prevent air bubbles from forming after installation.
- Ensure proper bonding of the acrylic laminate in high humidity conditions to avoid issues.
- Using an uneven substrate (such as Plywood, MDF, or Particle Board) can lead to debonding in certain areas of the acrylic laminate, causing air bubbles to appear after installation.
- DDue to unpredictable weather conditions, the base substrate may absorb moisture. After a few days, as the substrate loses moisture, air bubbles may form between the acrylic laminate and the substrate.
- Lack of proper bonding or pressing during installation can result in air bubbles.
- Orange Decor acrylic laminates should be kept evenly straight. If the laminates are in roll form, it should kept straight for minimum 48 hours and then can press and laminate on the surface for better results.

• YELLOW PATCHES AND COLOR FADE:

- Using low-quality dipped plywood or dipped lipping patti can react with the adhesive, potentially causing yellow patches to appear after installation.
- Direct exposure to sunlight can cause the acrylic laminate to discolor, fade, or develop a yellowish tint.
- Prolonged exposure to temperatures above 30°C or placing hot cookware directly on the acrylic laminate may result in patches or damage to the surface.
- Using synthetic rubber adhesives (such as SR/JatPat, Bostic, Heatex) can lead to brown patches or discoloration on the acrylic laminate.

(Thickness: 1.5mm (±10-15%))